Updates to the PET, v2.05 beta

Ingrid Ulbrich
University of Colorado

New: Tabs!

Step 1: Run PMF

(in progress) (normal) (new)

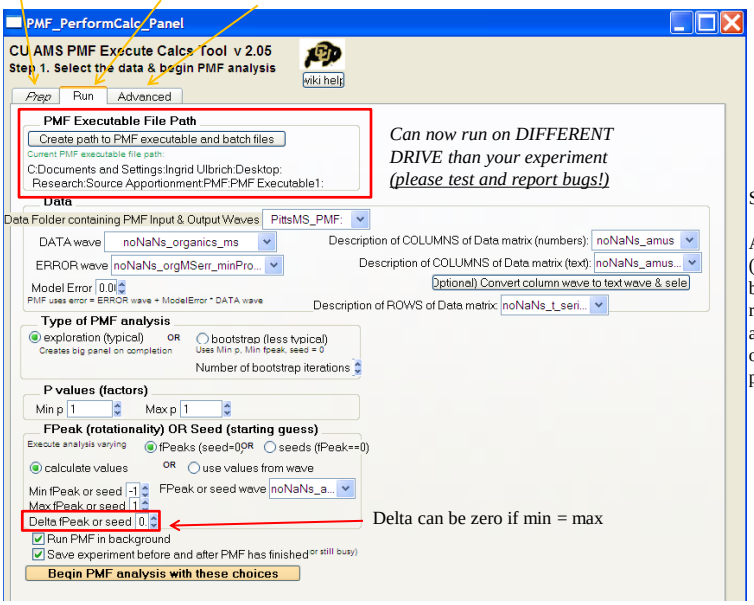

Can now run on DIFFERENT DRIVE than your experiment (please test and report bugs!)

Delta can be zero if min = max

Select these waves now.

All time averages (diurnals, etc.) and box/whiskers (scaled residuals) are calculated after PMF runs, instead of while looking at panel.

Step 1: Run PMF – Advanced

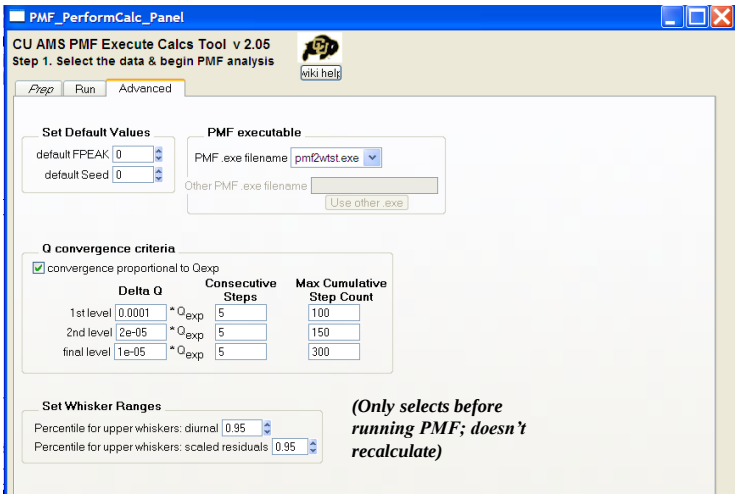

Main Panel Updates

- Most changes are behind-the-scenes improvements to speed up panel updates
- No waves are doubles, to save memory

- New time averages
  - Diurnal
  - Day-of-week
  - Weekday/Weekend
  - Monthly

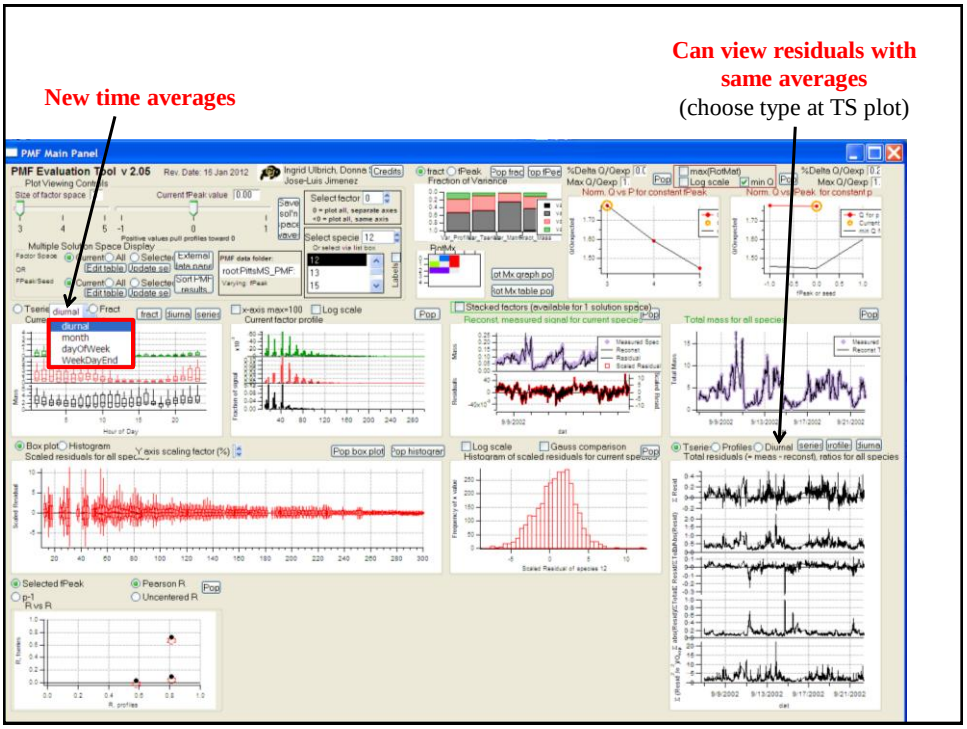
New time averages
Can view residuals with same averages
(choose type at TS plot)
PMF Main Panel
PMF Evaluation Tool v 2.05
Rev. Date: 16 Jan 2012
Ingrid Ulbrich, Donna
Jose-Luis Jimenez
Credits
Multiple Solution Space Display
Fraction of Variance
Norm. Q vs P for constant fPeak
Norm. Q vs fPeak for constant p
Select specie
Current factor profile
Stacked factors (available for 1 solution space)
Reconst. measured signal for current specie
Total mass for all species
Box plot
Histogram
Scaled residuals for all species
Histogram of scaled residuals for current specie
Total residuals (= meas - reconst), ratios for all species
Selected fPeak
Pearson R
Uncentered R
R vs R
diurnal
month
dayOfWeek
WeekDayEnd