



Committed to Climate  
and Energy Education

## CLEAN STEM *FLASH*

### Alert!: New Resources Added to CLEAN

A Timely Climate and Energy E-Learning Series to Use and Share  
December 9, 2021

- HEART Force Drought Game
- Getting Started with the Climate Explorer Story Map
- News: How Climate Change Is Taught in America
- CLEAN at American Geophysical Union (AGU) Annual Conference

Greetings!

As 2021 comes to a close in classrooms and beyond, celebrate the New Year by exploring some of the newest resources in the CLEAN collection! If your students are itching for engaging activities to participate in before winter break, we encourage you to visit the CLEAN collection. CLEAN staff, reviewers, collaborators, and community members have worked together to release 35 new resources to help you explore climate and energy topics with your learners. After a rigorous process of expert scientific and pedagogical review, these resources have been chosen based on their alignment with the Climate Literacy and the Energy Literacy frameworks, and the Next Generation Science Standards.

Explore the  
Collection

### Newly Released Activity

**[Activity: HEART Force Drought Game](#)**

*Audience: Middle School, High School*



In this interactive game, students solve challenges that their community faces during the course of an extreme drought event by using available individual and community resources. They will work in three resilience teams to determine the strategies that they will invest in as a community as the drought situation evolves. Students must invest wisely in resilience measures that will maximize the community's ability to bounce back from drought, as they consider the effects of climate on different sectors of their community.

This activity was created by the Hazard Education, Awareness, and Resilience Task Force (HEART Force), which is a collaborative project implemented by the NOAA Cooperative Institute for Research in Environmental Sciences (CIRES) and NOAA's Regional Integrated Sciences and Assessments (RISA) partner Western Water Assessment.

[Learn  
More](#)

**Newly Released Simulation**

## Using Climate Explorer to get a feel for Future Conditions

Are you curious about how climate change will affect your region in the coming decades? Graphs and maps in **The Climate Explorer** can help you get a sense of the past, present, and future climate projected for your location.

In these pages, [Try this »](#)

[Interact with this panel](#)

The screenshot shows the top of the 'The Climate Explorer' website. The header includes the title 'THE CLIMATE EXPLORER' and a subtitle 'Explore how climate is projected to change in any county in the United States.' Below this is a search bar with the text 'To get started, enter a city or county' and a magnifying glass icon. Underneath the search bar, it says 'or click one of these cities:' followed by a list of cities in white boxes: New York City, NY; Los Angeles, CA; Anchorage, AK; Phoenix, AZ; Houston, TX; and Honolulu, HI. At the bottom of the screenshot, there is a blue banner with the text 'New! Climate projection charts are now available for Hawaii and U.S.'.

### [Simulation: Getting Started with the Climate Explorer Story Map](#)

*Audience: Middle School, High School, College, Graduate/Professional, Informal*

Are you curious about how climate change will affect your region in the coming decades? Graphs and maps in The Climate Explorer can help you get a sense of the past, present, and future climate projected for your location. For the contiguous United States, graphs and maps show projected conditions based on global climate model simulations used for the United Nations Intergovernmental Panel on Climate Change (IPCC). Observing patterns, cause and effect, systems, systems interactions, predictions, modeling, observations, map reading and data analysis are all skills students will practice in this resource.

[Learn More](#)

[In the News: How Climate Change Is Taught in America](#)



## [Harvard EdCast: How Climate Change Is Taught in America](#)

"Award-winning journalist Katie Worth wanted to know what children learn about climate change in America. As part of her research, she visited several states, talked to teachers, scoured text books, and spoke to students and their families. It turns out climate change education is just as contentious in the classroom as it is in politics.

In this episode of the Harvard EdCast, Worth discusses the points of friction happening between teachers — sometimes within the same school — and how students are often unable to connect environmental disasters in their own communities with climate change."

## CLEAN at American Geophysical Union (AGU) Annual Conference

AGU is a conference of 22,000+ scientists, academics, educators, thought leaders, and decision-makers. This year, the conference is hybrid, with many participants tuning in virtually. Additionally, educators can attend for a \$50 registration fee. **If you are attending #AGU21, you are invited to participate in CLEAN's sessions:**

- **Workshop:** Wednesday 12/15, 1:00 pm CST- *Building Inclusive Strategies with Diverse Communities & Cities to Address Climate Change*
- **Oral Session:** Thursday 12/16, 8:00 am CST- *Climate Literacy: Building Inclusive Climate Empowerment and Learning Strategies to Accelerate Climate Literacy and Action in a Changing World*
- **Poster Session:** Thursday 12/16, 4:00 pm CST- *Climate Literacy: Building Inclusive*



---

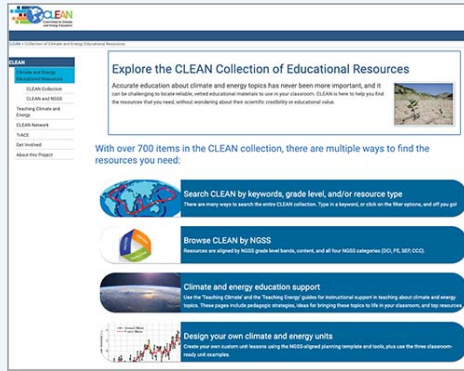
CLEAN has created an [open-source list](#) of all climate literacy-related sessions at AGU for those who are attending that is open for the community to view, add to, and share.

CLEAN Workshop Session

CLEAN Poster Session

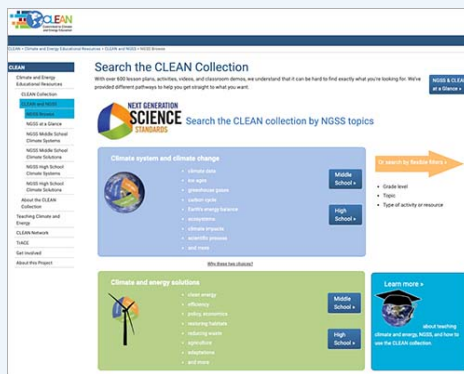
CLEAN Oral Session

## Other CLEAN Resources



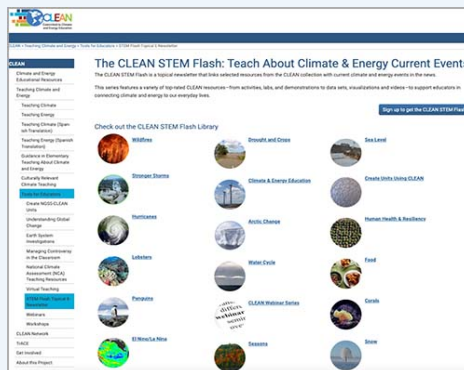
Accurate education about climate and energy topics has never been more important, and it can be challenging to locate reliable, vetted educational materials to use in your classroom.

Explore the CLEAN collection of climate & energy learning resources



CLEAN supports teaching and learning about climate and energy with 700+ free peer-reviewed, scientifically accurate, and classroom-ready resources.

Browse the CLEAN collection by NGSS topics



CLEAN supports teaching and learning about climate and energy with 700+ free peer-reviewed, scientifically accurate, and classroom-ready resources.

Check out the CLEAN STEM Flash Library of past issues



the [Department of Energy](#).

Any opinions, findings, and conclusions or recommendations expressed in this material are those of the author(s) and do not necessarily reflect the views of the National Science Foundation.

**Received this as a forward? Sign up to get future issues sent to your inbox.**